

1. How many San Gabriel Valley Chapter meetings did you attend this year (Sept 2009 - June 2010)?

	Response Percent	Response Count
None	31.5%	17
1 - 2	24.1%	13
3 - 5	25.9%	14
5 - 8	18.5%	10
<i>answered question</i>		54
<i>skipped question</i>		0

2. Are you reimbursed by your organization for attending Chapter meetings?

	Response Percent	Response Count
Yes	51.9%	28
No	48.1%	26
<i>answered question</i>		54
<i>skipped question</i>		0

3. Does reimbursement by your organization influence your decision to attend Chapter meetings?

	Response Percent	Response Count
Yes	48.1%	26
No	51.9%	28
<i>answered question</i>		54
<i>skipped question</i>		0



4. What could the San Gabriel Valley Chapter do to influence your decision to attend Chapter meetings?

	Response Count
	40
<i>answered question</i>	40
<i>skipped question</i>	14

5. We would like to identify organizations with internal auditors that are not active members of the San Gabriel Valley Chapter. If you know of any internal audit organizations that would benefit by Chapter association, please provide us with their names, organizations and contact information.

	Response Count
	17
<i>answered question</i>	17
<i>skipped question</i>	37



6. Are you satisfied with SGV Chapter meeting location?

	Response Percent	Response Count
Yes 	77.4%	41
No 	22.6%	12
<i>answered question</i>		53
<i>skipped question</i>		1

7. If not, where would you prefer to have meetings?

	Response Count
	21
<i>answered question</i>	21
<i>skipped question</i>	33



8. Are you satisfied with the noon meeting time?

	Response Percent	Response Count
Yes 	87.0%	47
No 	13.0%	7
<i>answered question</i>		54
<i>skipped question</i>		0



9. If not, what time would you prefer to have regular meetings?

	Response Count
	17
<i>answered question</i>	17
<i>skipped question</i>	37




10. If you had a choice of a breakfast meeting would it influence your decision to attend Chapter meetings?

	Response Percent	Response Count
Yes 	25.5%	13
No 	74.5%	38
<i>answered question</i>		51
<i>skipped question</i>		3






11. If the Chapter meeting location is close to public transportation would it influence your decision to attend meetings?

	Response Percent	Response Count
Yes 	35.8%	19
No 	64.2%	34
<i>answered question</i>		53
<i>skipped question</i>		1





12. Would you prefer a meal with:

	Response Percent	Response Count
Salad 	37.3%	19
Dessert 	2.0%	1
Both 	60.8%	31
<i>answered question</i>		51
<i>skipped question</i>		3







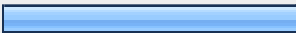
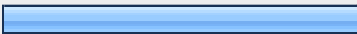





13. Please let us know what meals you prefer (You may select more than one.)

	Response Percent	Response Count
Salmon 	67.9%	36
Tostada Salad 	35.8%	19
Lasagna 	39.6%	21
Monterey Chicken 	52.8%	28
Piccata Chicken 	50.9%	27
<i>answered question</i>		53
<i>skipped question</i>		1












14. We are always striving to improve the SGV Chapter's website. How often do you visit the Chapter website?

	Response Percent	Response Count
9 or more times per year 	13.0%	7
4 to 8 times per year 	13.0%	7
1 to 3 times per year 	57.4%	31
Never 	16.7%	9
<i>answered question</i>		54
<i>skipped question</i>		0

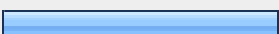






15. Please indicate your preference for the following audit-specific topics:

		Response Percent	Response Count
Control Self-Assessment		32.7%	17
Information Systems Auditing		44.2%	23
Quality Assurance Reviews		28.8%	15
Audit Report Preparation		53.8%	28
Enterprise Risk Management		51.9%	27
Establishing Risk on Individual Audits		42.3%	22
Continuous Auditing		44.2%	23
Operational Auditing		53.8%	28
Auditing Basics		17.3%	9
Audit Software		32.7%	17
Fraud Auditing		65.4%	34
Financial Auditing		34.6%	18
Leading or Managing Audits		40.4%	21
answered question			52
skipped question			2





16. Please indicate your preference for the following industry-specific topics:

	Response Percent	Response Count
Higher Education 	8.0%	4
Banking 	22.0%	11
Financial Services 	26.0%	13
Utilities 	28.0%	14
Aerospace 	8.0%	4
Government 	50.0%	25
Technology 	34.0%	17
Small Business 	12.0%	6
Health Care 	32.0%	16
Food 	10.0%	5
Gaming 	6.0%	3
<i>answered question</i>		50
<i>skipped question</i>		4

17. Please indicate your preference for the following audit-related topics:

		Response Percent	Response Count
Career Development		41.5%	22
Social Skills Development		45.3%	24
Interviewing Techniques		45.3%	24
Economic Conditions		41.5%	22
Consulting and Advisory Services		66.0%	35
Outsourcing Audit		13.2%	7
Downsizing the Audit Organization		13.2%	7
<i>answered question</i>			53
<i>skipped question</i>			1



18. I would be interested in attending a study session for the following certifications:

		Response Percent	Response Count
CIA		31.9%	15
CGAP		17.0%	8
CCSA		6.4%	3
None		53.2%	25
<i>answered question</i>			47
<i>skipped question</i>			7

19. I am interested in serving as a lecturer at a local university or assisting as a speaker at the annual IIA student night. If yes, provide contact information below:

	Response Count
	3
<i>answered question</i>	3
<i>skipped question</i>	51

20. Do read SGV Chapter newsletter?

	Response Percent	Response Count
Yes 	83.0%	44
No 	17.0%	9
<i>answered question</i>		53
<i>skipped question</i>		1





21. The current format of the newsletter includes the following sections. Please prioritize sections you are most interested in from 1 (highest) to 6 (lowest).

	1	2	3	4	5	6	Rating Average	Response Count
Presidents Message	15.0% (6)	7.5% (3)	22.5% (9)	12.5% (5)	25.0% (10)	17.5% (7)	3.78	40
Upcoming Events	47.5% (19)	17.5% (7)	15.0% (6)	17.5% (7)	2.5% (1)	0.0% (0)	2.10	40
News from IIA Headquarters	7.1% (3)	33.3% (14)	21.4% (9)	23.8% (10)	9.5% (4)	4.8% (2)	3.10	42
Recap of Prior Chapter Meeting	4.9% (2)	17.1% (7)	24.4% (10)	14.6% (6)	29.3% (12)	9.8% (4)	3.76	41
Preview of Upcoming Chapter Meetings/Seminars	26.7% (12)	17.8% (8)	15.6% (7)	20.0% (9)	17.8% (8)	2.2% (1)	2.91	45
Places of Interest in the SGV	4.7% (2)	9.3% (4)	7.0% (3)	11.6% (5)	9.3% (4)	58.1% (25)	4.86	43
<i>answered question</i>								46
<i>skipped question</i>								8

22. What other articles or regular columns would you be interested in seeing in the Chapter newsletter?

	Response Count
	17
<i>answered question</i>	17
<i>skipped question</i>	37



23. If you are a Senior Audit Executive (SAE), please let us know how you rate the SAE forum.

	Response Percent	Response Count
Extremely valuable 	14.3%	1
Valuable 	57.1%	4
Moderately valuable 	14.3%	1
Of little value 	14.3%	1
No value	0.0%	0
<i>answered question</i>		7
<i>skipped question</i>		47

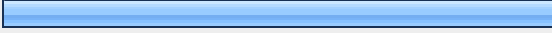



24. What could we do to improve the SAE forum?

	Response Count
	6
<i>answered question</i>	6
<i>skipped question</i>	48

25. Are you pleased with the raffle prizes?

	Response Percent	Response Count
Yes 	92.5%	37
No 	7.5%	3
<i>answered question</i>		40
<i>skipped question</i>		14

26. Please indicate what you would prefer to receive as a raffle prize (you may check more than one item).

		Response Percent	Response Count
Gift certificates (e.g., Starbucks, Target, Jumba Juice)		83.3%	40
Kitchen or cooking items (e.g., skewers, baking sheet)		4.2%	2
DVDs (e.g., movies, iPod accessories)		25.0%	12
Travel items		27.1%	13
<i>answered question</i>			48
<i>skipped question</i>			6

27. If you have a suggestion for other raffle prizes, please let us know what you would prefer to win in the box below.

		Response Count
		14
<i>answered question</i>		14
<i>skipped question</i>		40

28. Our Chapter is always looking for members who show leadership potential. If you are willing to participate on a committee, please let us know what committee you are most interested in:

	Response Percent	Response Count
Academic Relations	57.1%	4
Awards	0.0%	0
Certification	14.3%	1
Hospitality	14.3%	1
Meeting Arrangements	0.0%	0
Nominating	14.3%	1
Programs	42.9%	3
Publicity/Public Relations	28.6%	2
Website	0.0%	0
Newsletter	0.0%	0
<i>answered question</i>		7
<i>skipped question</i>		47

29. I have the following feedback that I would like to provide the San Gabriel Valley Chapter leaders to help make my experience as a SGV Chapter member more valuable:

	Response Count
	10
<i>answered question</i>	10
<i>skipped question</i>	44